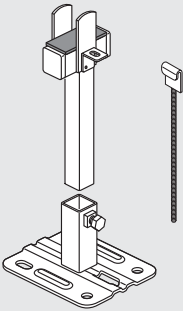
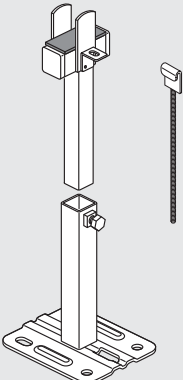
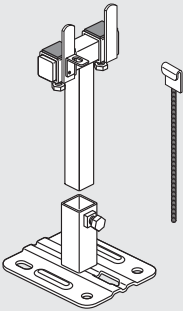
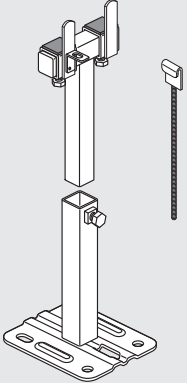
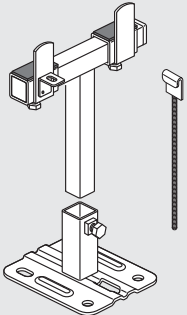
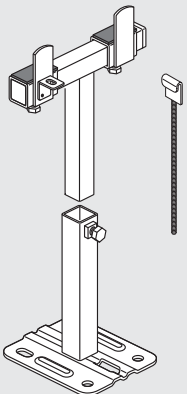


Image	Order number	Article description
	<p>H00F1AF01A</p>	<p>Stand console SK 10, for finished floors</p> <p>VONARIS model: VHV 11, with an OH of 214 and 286 mm</p> <p>KONTEC model: KK 11</p> <p>consisting of: 1 piece of stand base (80 mm), 1 piece of stand top (175 mm), with a soundproof support and 1 piece of integrated connection locking device, zinc-plated and coated in RAL 9016**</p>
	<p>H00F1AR01A</p>	<p>Stand console SK 11, for unfinished floors</p> <p>VONARIS model: VHV 11, with an OH of 214 and 286 mm</p> <p>KONTEC model: KK 11</p> <p>consisting of: 1 piece of stand base (175 mm), 1 piece of stand top (200 mm), with a soundproof support and 1 piece of integrated connection locking device zinc-plated and coated in RAL 9016**</p>
	<p>H00F1AF02A</p>	<p>Stand console SK 12, for finished floors</p> <p>VONARIS model: VHV 20, VHV 22 and VHV 23, with an OH of 142, 214 and 186 mm</p> <p>VONARIS-M model: VHV-M 22, with OH of 214 and 286 mm</p> <p>KONTEC model: KK 20, KK 22, KK 23</p> <p>consisting of: 1 piece of stand base (80 mm), 1 piece of stand top (175 mm), with 2 soundproof supports and 1 piece of integrated connection locking device, zinc-plated and coated in RAL 9016**</p>

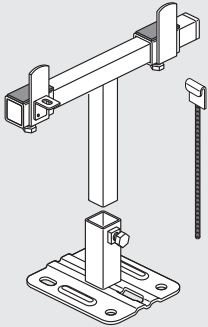
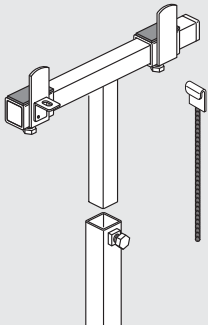
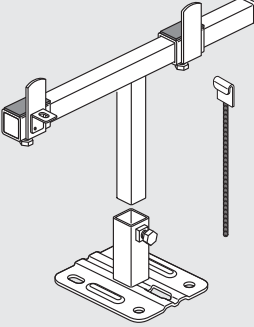
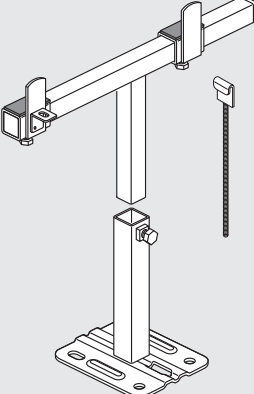
Note: for the recommended number of required consoles see pages 119, 122 and 124.

**Also available in colour design at an extra charge (exception: positioners)

Image	Order number	Article description
	<p>H00F1AR02A</p>	<p>Stand console SK 13, for unfinished floors</p> <p>VONARIS model: VHV 20, VHV 22 and VHV 23, with an OH of 142, 214 and 286 mm</p> <p>VONARIS-M model: VHV-M 22, with OH of 214 and 286 mm</p> <p>KONTEC model: KK 20, KK 22, KK 23</p> <p>1 piece of stand base (175 mm), 1 piece of stand top (200 mm), with 2 soundproof supports and 1 piece of integrated connection locking device, zinc-plated and coated in RAL 9016**</p>
	<p>H00F1AF03A</p>	<p>Stand console SK 14, for finished floors</p> <p>VONARIS model: VHV-S 22, VHV 34, VHV-S 34 and VHV 35, with an OH of 142, 214 and 286 mm</p> <p>VONARIS-M model: VHV-M 34 with an OH of 142, 214 and 286 mm</p> <p>KONTEC model: KK-S 22, KK 34, KK-S 34, KK 35</p> <p>consisting of: 1 piece of stand base (80 mm), 1 piece of stand top (175 mm), with 2 soundproof supports and 1 piece of integrated connection locking device, zinc-plated and coated in RAL 9016**</p>
	<p>H00F1AR03A</p>	<p>Stand console SK 15, for unfinished floors</p> <p>VONARIS model: VHV-S 22, VHV 34, VHV-S 34, and VHV 35 with an OH of 142, 214 and 286 mm</p> <p>VONARIS-M model: VHV-M 34 with OH of 142, 214 and 286 mm</p> <p>KONTEC model: KK-S 22, KK 34, KK-S 34, KK 35</p> <p>consisting of: 1 piece of stand base (175 mm), 1 piece of stand top (200 mm), with 2 soundproof supports and 1 piece of integrated connection locking device, zinc-plated and coated in RAL 9016**</p>

Note: for the recommended number of required consoles see pages 119, 122 and 124.

**Also available in colour design at an extra charge (exception: positioners)

Image	Order number	Article description
	<p>H00F1AF04A</p>	<p>Stand console SK 16, for finished floors</p> <p>VONARIS model: VHV 46 with an OH of 142, 214 and 286 mm</p> <p>VONARIS-M model: VHV-M 46 with an OH of 142, 214 and 286 mm</p> <p>KONTEC model: KK 46</p> <p>Consisting of: 1 piece of stand base (80 mm), 1 piece of stand top (175 mm), with a soundproof support and 1 piece of integrated connection locking device, zinc-plated and coated in RAL 9016**</p>
	<p>H00F1AR04A</p>	<p>Stand console SK 17, for unfinished floors</p> <p>VONARIS model: VHV 46 with an OH of 142, 214 and 286 mm</p> <p>VONARIS-M model: VHV-M 46 with an OH of 142, 214 and 286 mm</p> <p>KONTEC model: KK 46</p> <p>Consisting of: 1 piece of stand base (175 mm), 1 piece of stand top (200 mm), with a soundproof support and 1 piece of integrated connection locking device, zinc-plated and coated in RAL 9016**</p>
	<p>H00F1AF05A</p>	<p>Stand console SK 18, for finished floors</p> <p>VONARIS model: VHV-S 47</p> <p>KONTEC model: KK-S 47, KK 58</p> <p>Consisting of: 1 piece of stand base (80 mm), 1 piece of stand top (175 mm), with 2 soundproof supports and 1 piece of integrated connection locking device, zinc-plated and coated in RAL 9016**</p>
	<p>H00F1AR05A</p>	<p>Stand console SK 19, for unfinished floors</p> <p>VONARIS model: VHV-S 47</p> <p>KONTEC model: KK-S 47, KK 58</p> <p>Consisting of: 1 piece of stand base (175 mm), 1 piece of stand top (200 mm), with a soundproof support and 1 piece of integrated connection locking device, zinc-plated and coated in RAL 9016**</p>

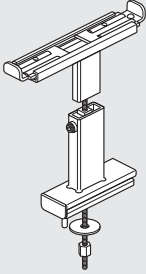
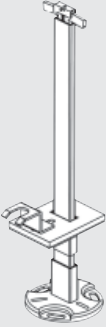
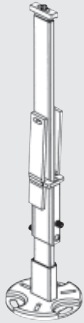


Note: for the recommended number of required consoles see pages 119, 122 and 124.

**Also available in colour design at an extra charge (exception: positioners)

Image	Order number	Article description
	H00F1AA00A	Covering surround ASK 10 Covering made of plastic in white, suitable for the base plate of the stand consoles SK 10, SK 12, SK 14, SK 16 and SK 18
	H00SKMS00A	Installation template VHV-M for stand consoles, types 22–46, for SK 12 to SK 17
	H00SKVL00A	Extension spacers for stand consoles, 1 VHV-M set Overall length from between 1600 and 2400 mm, right and left
	H00MW0120A	Installation frames for VONARIS, 3/4" 120 mm design, incl. BYPASS
	H00MW0200A	Installation frames for VONARIS, 3/4" 200 mm design, incl. BYPASS


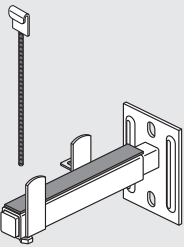
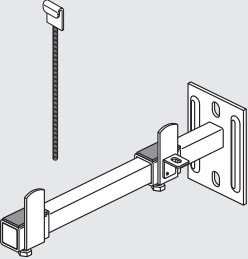
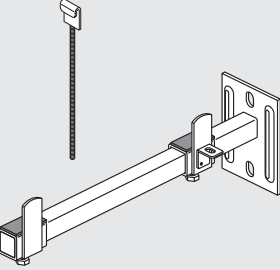
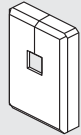
Note: for the recommended number of required consoles see pages 119, 122, 124 and 126.

**Also available in colour design at an extra charge (exception: positioners)

Image	Order number	Article description
	H00T1A000A	<p>Window sill support FBT 20 Window sill support for subsequent installation with:</p> <p>VONARIS model: VHV/VHV-S 22-47 up to an overall height of 286 mm</p> <p>VONARIS-M model: VHV-M 22-46 up to an overall height of 286 mm</p> <p>KONTEC model: KK/KK-S 22-58 up to an overall height of 286 mm</p> <p>Consisting of: 1 piece of window sill base, window sill top, as well as 1 piece of thread rod with washer and nut, coated in RAL 9016**</p>
	H00F1AS00A	<p>Stand Console SK 22 Stand console for the horizontal design without brackets, and with or without heat reflector, for OH of 358, 430, 502 and 574 mm, finished in white</p> <p>VONARIS model: VHV 20</p> <p>KONTEC model: KH 20</p> <p>Consisting of: 1 piece of base plate and 1 piece of standpipe, soundproof, with a connection locking device</p>
	FBSSP32ZB	<p>Stand Console SK 23 Stand console for the horizontal design without brackets, and with or without heat reflector, for OH of 358, 430, 502, 574 and 646 mm, finished in white</p> <p>VONARIS model: VHV 11 and VHV 22</p> <p>KONTEC model: KH 11 and KH 22</p> <p>Consisting of: 1 piece of base plate and 1 piece of standpipe, soundproof, with a connection locking device</p>
	FBSDE31ZA	<p>Standpipe cladding, white for stand consoles SK 22 and SK 23 (subsequent installation possible)</p>
	FBSFR31ZA	<p>Covering surround ASK 11 made of plastic in white, for stand consoles SK 22 and SK 23 (subsequent installation possible)</p>

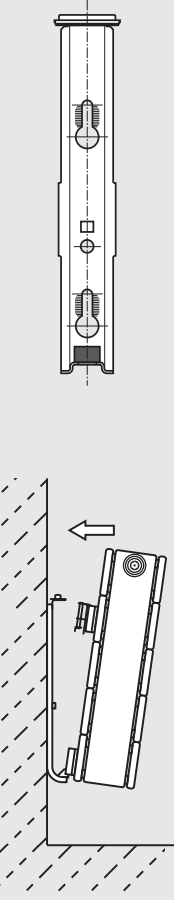
Note: for the recommended number of required consoles see pages 119, 120, 125 and 126.

**Also available in colour design at an extra charge (exception: positioners)

Image	Order number	Article description
	<p>H00W1A001A</p>	<p>Wall console WK 10</p> <p>VONARIS model: VHV 11 with OH 214 and 286 mm, VHV 20, VHV 22, with OH 142, 214 and 286 mm</p> <p>KONTEC model: KK 11, KK 20 and KK 22</p> <p>Consisting of: 1 piece of wall console, 1 piece of adjustable retaining plate with soundproof support, and 1 piece of connection locking device, zinc-plated and coated in RAL 9016**</p>
	<p>H00W1A002A</p>	<p>Wall console WK 11</p> <p>VONARIS model: VHV 23 and VHV 34</p> <p>KONTEC model: KK 23 and KK 34</p> <p>Consisting of: 1 piece of wall console, 1 piece of adjustable retaining plate with soundproof support, and 1 piece of connection locking device, zinc-plated and coated in RAL 9016**</p>
	<p>H00W1A003A</p>	<p>Wall console WK 12</p> <p>VONARIS model: VHV 35 and VHV 46</p> <p>KONTEC model: KK 35 and KK 46</p> <p>Consisting of: 1 piece of wall console, 1 piece of adjustable retaining plate with 2 soundproof supports, and 1 piece of connection locking device, zinc-plated and coated in RAL 9016**</p>
	<p>H00W1A004A</p>	<p>Wall console WK 13</p> <p>KONTEC model: KK 58</p> <p>Consisting of: 1 piece of wall console, 1 piece of adjustable retaining plate with 2 soundproof supports, and 1 piece of connection locking device, zinc-plated and coated in RAL 9016**</p>
	<p>H00W1AA00A</p>	<p>Covering surround AWK</p> <p>Covering made of plastic in white, suitable for the wall panel of the wall consoles WK 10 to WK 13</p>


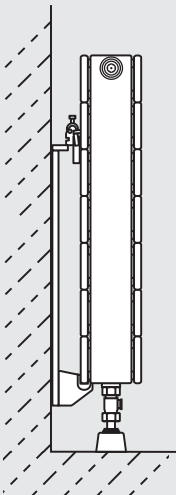
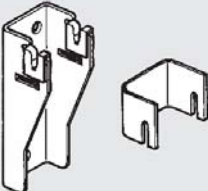
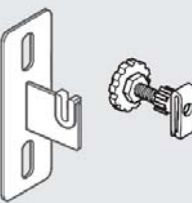
Note: for the recommended number of required consoles see pages 120 and 125.

**Also available in colour design at an extra charge (exception: positioners)

Image	Order number	Article description	
		<p>VONOMAT wall console, suitable for all models equipped with brackets.</p> <p>Consisting of: 2 or *3 pieces of wall consoles (zinc-plated), with sound-absorbing filters and integrated connection and displacement locking device, 2 or *3 balancer holders, 2 or *3 pieces of serrated lock washers, screws and dowels, and a shrink-wrapped instruction sheet</p> <p>Vonomat wall console set 300, for</p> <p>VONARIS model: for types VHV 11 and VHV 23, with OH 214 and 286 mm</p> <p>VONARIS-M model: for types VHV-M 11, with OH 358 mm and types VHV-M 22 and VHV-M 34, with OH 214 and 286 mm</p> <p>KONTEC model: for types KK 11, KK 20, KK 22, KK 23 and KK 34, with OH 214 and 286 mm</p>	
	F00R2A300A F00R3A300A	up to from	an overall length of 2000 mm (set of 2) an overall length of 2200 mm (set of 3)*
			<p>Vonomat wall console set 400</p> <p>VONARIS model: for types VHV 11, with OH 358, 430 and 502 mm</p> <p>VONARIS-M model: for types VHV-M 11, with OH 430, 502 and 574 mm, and types VHV-M 20 and VHV-M 22, with OH 358, 430 and 502 mm</p> <p>KONTEC model: for types KH 10, KH 11, KH 20 and KH 22, with OH 358, 430 and 502 mm</p>
	F00R2A400A F00R3A400A	up to from	an overall length of 2000 mm (set of 2) an overall length of 2200 mm (set of 3)*
			<p>Vonomat wall console set 600</p> <p>VONARIS model: for types VHV 11, with OH 574, 646 and 790 mm</p> <p>VONARIS-M model: for types VHV-M 11, with OH 646 and 790 mm and types VHV-M 20 and VHV-M 22, with OH 574, 646 and 790 mm</p> <p>KONTEC model: for types KH 10, KH 11, KH 20 and KH 22, with OH 574, 646 and 790 mm</p>
	F00R2A600A F00R3A600A	up to from	an overall length of 2000 mm (set of 2) an overall length of 2200 mm (set of 3)*

Note: for the recommended number of required consoles see pages 121, 123 and 126.

**Also available in colour design at an extra charge (exception: positioners)

Image	Order number	Article description
 	<p>H00R2A001A H00R3A001A</p> <p>H00R2A002A H00R3A002A</p> <p>H00R2A003A H00R3A003A</p> <p>H00R2A004A H00R3A004A</p> <p>H00R2A005A H00R3A005A</p>	<p>VONOFIX rapid installation console, suitable for</p> <p>VONARIS model: for types ,VHV 20 and VHV 22, with OH between 214 and 790 mm, and VHV 34, with OH 214 and 286 mm</p> <p>VONARIS-M model: for types VHV-M 20, with OH between 358 and 790 mm, VHV-M 22, with OH between 214 and 790 mm, and VHV-M 34, with OH 214 and 286 mm</p> <p>Consisting of: 2 pieces of wall consoles (zinc-plated), with sound-absorbing filters, 2 pieces of stabilising brackets, 2 pieces of push-in brackets, screws and dowels. (From an overall length of 2200 mm onwards, additionally 1 piece of foot console).</p> <p>VONOFIX 1-rapid installation console for OH 214 mm up to Overall length 2000 mm from Overall length 2200 mm</p> <p>VONOFIX 2-rapid installation console for OH 286 und 358 mm up to Overall length 2000 mm from Overall length 2200 mm</p> <p>VONOFIX 3-rapid installation console for OH 430 und 502 mm up to Overall length 2000 mm from Overall length 2200 mm</p> <p>VONOFIX 4-rapid installation console for OH 574 und 646 mm up to Overall length 2000 mm from Overall length 2200 mm</p> <p>VONOFIX 5-rapid installation console for OH 790 mm up to Overall length 2000 mm from Overall length 2200 mm</p>
	<p>H00U2A000A</p>	<p>Wall mounting brackets WA 10 for vertical heating panels with OL 142 and 214 mm; exception: VSV-M 10 and VSV-M 11, with angular connection set, and VSV 10, VSV 11, KS 10 and KS 11, with angular connection (please note: wall clearance!).</p> <p>Consisting of: 1 piece of console, spacers, screws and dowels, soundproof</p>
	<p>H00W2A000A</p>	<p>Wall mounting brackets WA 11 for vertical heating panels with OL from 286 mm; exception: VSV-M 10 and VSV-M 11, with angular connection set, and VSV 10, VSV 11, KS 10 and KS 11, with angular connection (please note: wall clearance!).</p> <p>Consisting of: 2 pieces of consoles each, spacers, screws and dowels, soundproof</p>

Note: for the recommended number of required consoles see pages 121, 123 and 126.

**Also available in colour design at an extra charge (exception: positioners)