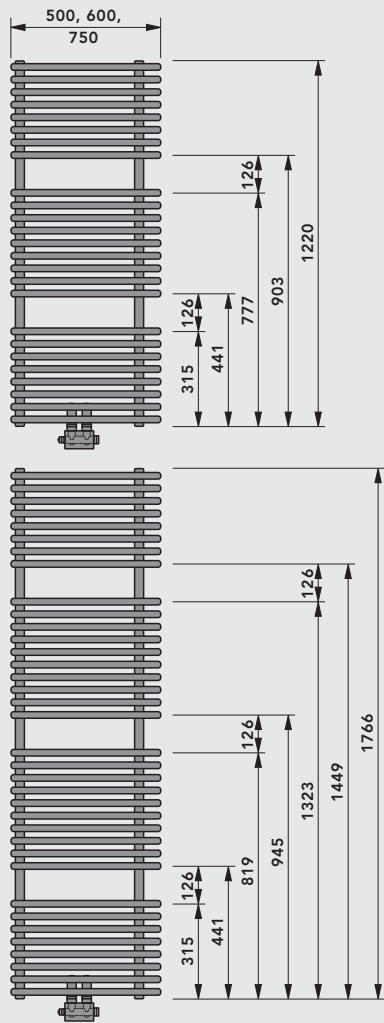


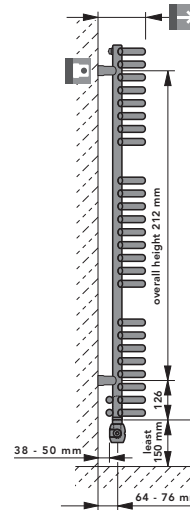
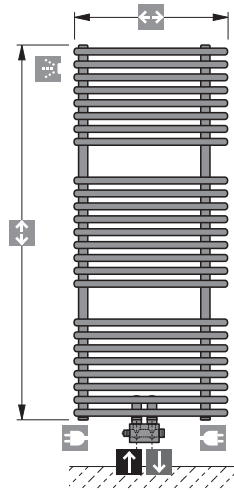
Dimensions [mm]



FULDA-VM

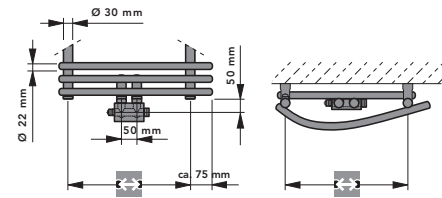
Nominal height (Overall height) [mm]	Overall length [mm]	Heat output ⁽¹⁾ in Watts					Radiator exponent n	E-heat element Output Watt ⁽²⁾		Weight kg	Water content l
		75/65/20 °C	70/55/20 °C	70/55/24 °C	55/45/20 °C	55/45/24 °C		Colour paint	chrome-plated / gold plated		
1200 (1220)	500	620	509	446	333	276	1,219	300	300	11,1	5,2
	600	724	594	520	389	323	1,219	600	300	12,7	6,0
	750	877	719	630	471	391	1,219	600	300	15,0	7,1
1800 (1766)	500	870	712	623	463	384	1,235	600	300	15,9	7,4
	600	1021	835	731	543	450	1,235	600	600	18,2	8,5
	750	1241	1015	888	660	547	1,235	900	600	21,7	10,1

⁽¹⁾ Tested in accordance with ÖNORM EN 442 ⁽²⁾ at 60 °C



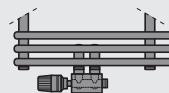
Overall depth (incl. wall clearance)
 for an overall length of 500 146 - 158 mm
 for an overall length of 600 155 - 167 mm
 for an overall length of 750 171 - 183 mm

for an overall length of 500 400 mm
 for an overall length of 600 495 mm
 for an overall length of 750 645 mm

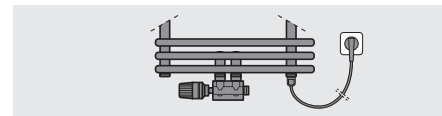
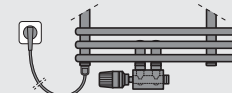


FULDA
FULDA-VM

Connection example without electric heating element



Connection example with electric heating element



Connections

- 2 x G 3/4 External thread (Valve connection set)
- 2 x G 1/2 Internal thread and
- 1 x G 1/4 Internal thread (for vent plug)

Connection modes

see diagram



Test overpressure

13 bar



Maximum positive operating pressure

10 bar



Maximum operating temperature

110 °C

Standard basic configuration

- A pivotable vent plug, G 1/4, and two dummy plugs, G 1/2, nickel-plated brass, self-sealing, factory-sealed
- A valve connection set with angled two-pipe design
- Covering rosette in matching radiator colour
- Wall fastening set matching the radiator colour
- Fitting aid
- Instruction sheet

Accessory: PTC electric heating element

All FULDA-VM design radiators fitted with an electric heating element can also be used when the regular heating system is switched off. It is essential to take into account the power ratings assigned to the electric heating elements.