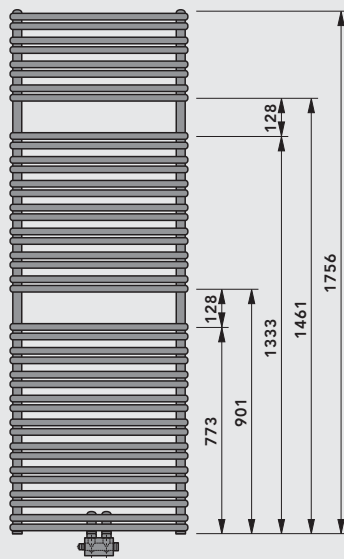
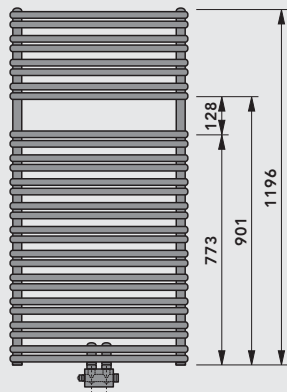
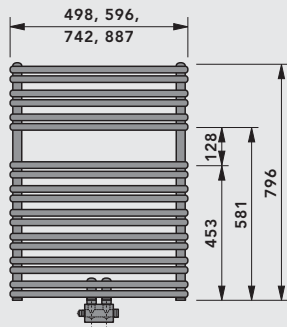


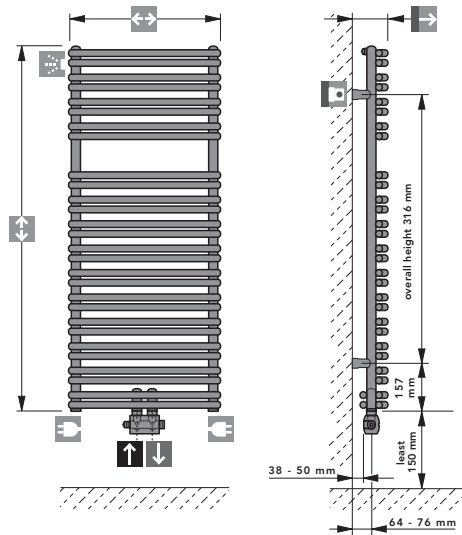
Dimensions [mm]



CAVALLY-VM

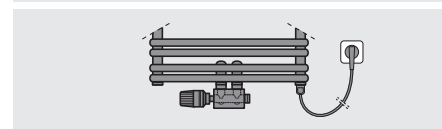
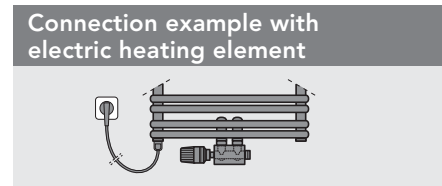
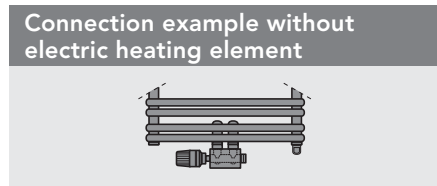
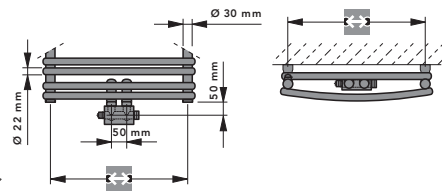
Nominal height (Overall height) [mm]	Overall length [mm]	Heat output ⁽¹⁾ in Watts					Radiator exponent n	E-heat element Output ⁽²⁾ Watt	Weight kg	Water content l
		75/65/20 °C	70/55/20 °C	70/55/24 °C	55/45/20 °C	55/45/24 °C				
800 (796)	498	440	364	321	242	203	1,169	300	7,7	3,6
	596	528	437	385	291	243	1,167	300	8,8	4,1
	742	659	545	481	363	304	1,165	300	10,5	4,9
	887	790	654	577	436	366	1,162	600	12,1	5,7
1200 (1196)	498	649	533	467	350	291	1,211	300	11,8	5,4
	596	778	641	563	423	353	1,191	600	13,5	6,3
	742	972	805	710	537	450	1,162	600	16,1	7,7
	887	1165	969	857	653	550	1,133	600	18,6	9,0
1800 (1756)	498	920	754	661	493	409	1,221	600	16,9	8,1
	596	1103	908	798	598	499	1,197	600	19,4	9,3
	742	1378	1141	1006	762	638	1,161	900	23,0	11,0
	887	1651	1375	1218	930	783	1,124	900	26,7	12,7

⁽¹⁾ Tested in accordance with ÖNORM EN 442 ⁽²⁾ at 60 °C



Overall depth (incl. wall clearance)
 for an overall length of 498 ... 119 - 131 mm
 for an overall length of 596 ... 128 - 140 mm
 for an overall length of 742 ... 146 - 158 mm
 for an overall length of 887 ... 164 - 176 mm

for an overall length of 498 ... 451 mm
 for an overall length of 596 ... 548 mm
 for an overall length of 742 ... 691 mm
 for an overall length of 887 ... 835 mm



Connections
 2 x G 3/4 External thread (valve connection set),
 2 x G 1/2 Internal thread and
 1 x G 1/4 Internal thread (for vent plug)
Connection modes see diagram

Test overpressure
 13 bar

Maximum positive operating pressure
 10 bar

Maximum operating temperature
 110 °C

Standard basic configuration

- A pivotable vent plug, G 1/4, and two dummy plugs, G 1/2, nickel-plated brass, self-sealing, factory-sealed
- A valve connection set with angled two-pipe design
- Covering rosette in matching radiator colour
- Wall fastening set matching the radiator colour
- Fitting aid
- Instruction sheet

Accessory: PTC electric heat element

All CAVALLY-VM design radiators fitted with an electric heating element can also be used when the regular heating system is switched off. It is essential to take into account the power ratings assigned to the electric heating elements.

CAVALLY
 CAVALLY-VM