




T6 PLAN CENTRE-CONNECTION RADIATORS.

T6 Plan revolutionary centre-connection technology completely redefines the planning, installation and use of heating systems: it can be used on either side, with different fittings, in different sizes, with different connections, in different types or perfectly pre-assembled – providing even heat distribution with optimum flexibility.



The benefit to you:

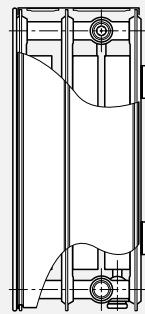

Due to its smooth front face, the plan radiator can be integrated seamlessly into an elegant atmosphere.



Marc Gerritsen/arcaid



- All the benefits of the leading T6 technology
- Easy-to-clean, smooth front surface
- Optimum thermal comfort
- Optimum thermal comfort



Type	11 PM					21 PM-S					22 PM					33 PM				
	1-layer with 1 convector plate					2-layer with 1 convector plate					2-layer with 2 convector plates					3-layer with 3 convector plates				
↕	300	400	500	600	900	300	400	500	600	900	300	400	500	600	900	300	400	500	600	900
↔	up to 2400		up to 2600		up to 2000	up to 2400		up to 3000		up to 2000	up to 3000		up to 2000		up to 3000	up to 2200		up to 1800		
Gradation	All construction lengths from 400 mm upwards, in 200 mm gradations; also 520, 720, 920, 1120 and 1320 mm																			

Information in mm.