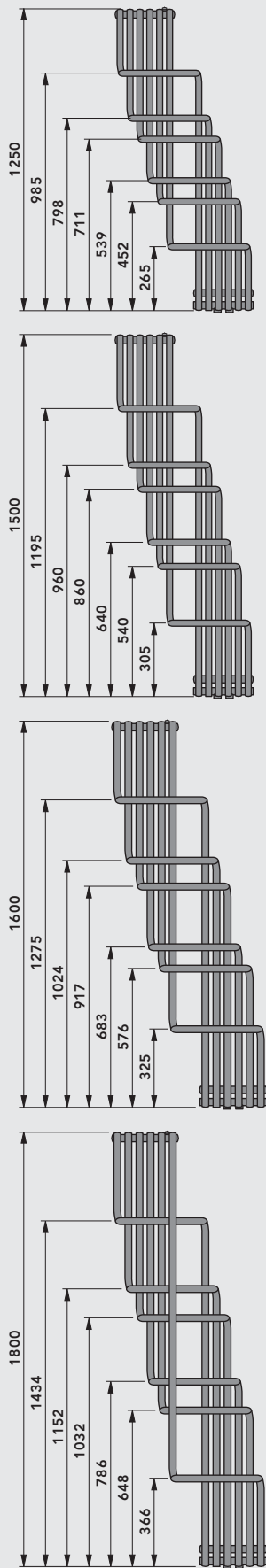
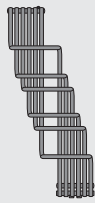
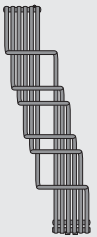
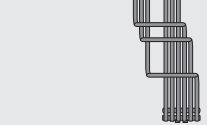
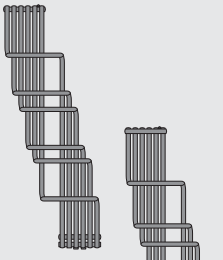
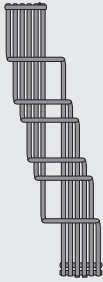


Vertical dimensions [mm]

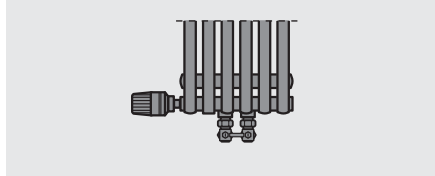


Technical data, product family

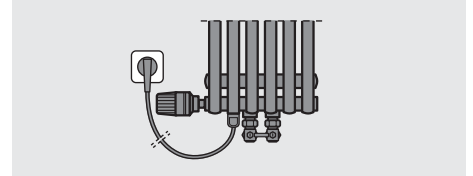
Nominal height (overall height)	Diagram scale M 1:50		Overall length [mm]	Heat output <sup>(1)</sup> in Watts 75/65/20 °C	Radiator exponent n	E-heating ele- ment power <sup>(2)</sup> [Watts]	
	572	636				A	B
1200 (1250)			572	486	1,267	300	-
1500 (1500)			572	550	1,270	300	300
1600 (1600)			636	675	1,260	300	300
1800 (1800)			636	735	1,267	300	300

<sup>(1)</sup> Tested in accordance with ÖNORM EN 442

Connection example without electric heating element



Connection example with electric heating element



**Connections**  
4 x internal thread G 1/2, and  
2 x internal thread G 1/4  
(for vent and dummy plugs)  
**Connection modes**  
see diagram

**Test overpressure**  
13 bar

**Maximum positive operating pressure**  
10 bar

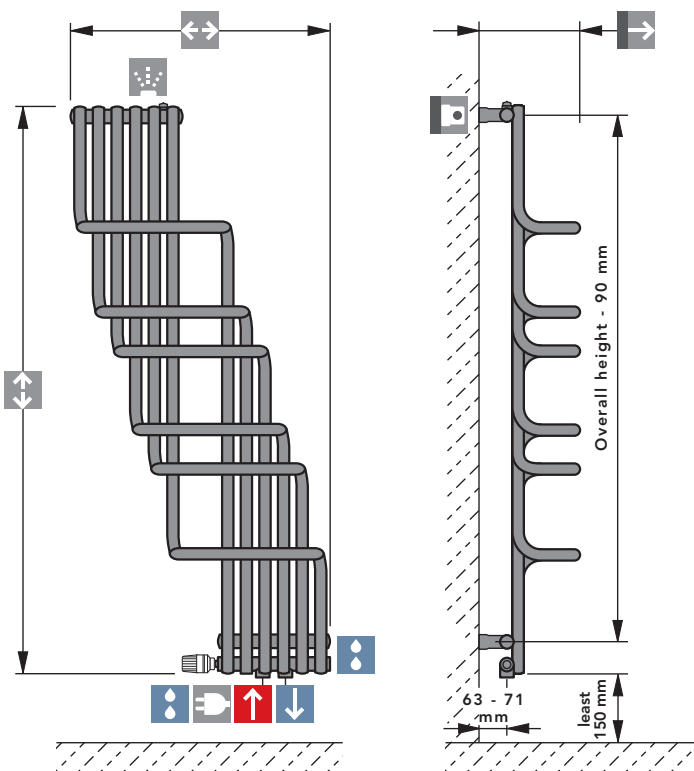
**Maximum operating temperature**  
110 °C

**Accessory: PTC electric heating element**  
SEINE-V radiators fitted with an electric heating element can also be used at times when the regular heating system is switched off. It is **absolutely necessary** to take account of the power-ratings assigned to the electric heating elements.

- Basic standard accessories (included):**
- a pivotable vent plug, G 1/4, and a dummy plug, G 1/4, as well as a dummy plug, G 1/2, nickel-plated brass, self-sealing, factory-sealed
  - a wall mounting set matching the radiator colour
  - fitting aid
  - instruction sheet

RAL 9016 Traffic White (See E-heating element output category A)	Various RAL and metallic colours (See E-heating element output category A)	Sanitary ware Colours (See E-heating element output category A)	Chrome-plated (See E-heating element output category B)	Gold-plated (See E-heating element output category B)
Item no.	Item no.	Item no.	Item no.	Item no.
DPAVB1205A	DPAVF1205A	DPAVS1205A	DPAVC1205A	DPAVM1205A
DPAVB1505A	DPAVF1505A	DPAVS1505A	DPAVC1505A	DPAVM1505A
DPAVB1606A	DPAVF1606A	DPAVS1606A	DPAVC1606A	DPAVM1606A
DPAVB1806A	DPAVF1806A	DPAVS1806A	DPAVC1806A	DPAVM1806A

<sup>(2)</sup> At 60 °C



	<b>Overall depth (incl. wall clearance)</b> for an overall length of 572 .... 225 - 237 mm for an overall length of 636 .... 251 - 263 mm
	<b>Pipe diameter</b> for an overall length of 572 .... 25 mm for an overall length of 636 .... 28 mm
	<b>Measurement X</b> for an overall length of 572 .... 41,5 mm for an overall length of 636 .... 44 mm
	<b>Measurement Y</b> for an overall length of 572 .... 164 mm for an overall length of 636 .... 184 mm
	<b>Measurement Z</b> for an overall length of 572 .... 98,5 mm for an overall length of 636 .... 111 mm

