



















Installation template					
Image	Order-number	Article description	COMPACT RADIATOR	T6-CENTRALLY CONNECTED RADIATOR	T6-PLAN CENTRALLY CONNECTED RADIATOR
	AZ0FT000B1001000	Mounting bracket set external thread G 3/4" for installation on finished wall surfaces: suitable for right-hand, left-hand and central connections, consisting of mounting bracket including connection bow, 2 hexagon head wood screws, 8 x 70-ST DIN 571 galvanised apiece, dowels 10 x 60, washers A 8, 4-ST DIN 125 galvanised, cap pieces G 1/2" - DIN ISO 228, adapter 1/2 - 3/4"		•	•
	AZ0FT000B0001000	Mounting bracket set external thread G 3/4" for installation on unfinished wall surfaces: consisting of mounting bracket including connection bow, 1 specially designed drill console, 2 cap pieces G 1/2" DIN ISO 228, apiece, adapter 1/2 - 3/4"		•	•
	AZ0MT00040001000	Specially designed drill hole for mounting brackets for unfinished wall surfaces: spare part		•	•
	AZ0MT000A0001000	Adapter panel: as a socket for the mounting rail; vertically for connection on the side or in the centre, in combination with the mounting bracket for unfinished wall surfaces.		•	•
	AZ0MT000C0001000	Cap piece G 1/2" DIN ISO 228 (spare part for mounting bracket set)		•	•
	AZ0MT000E3001000	Flushing device: without any small parts		•	•
	AZ0MT000E2001000	Hollow hexagon wrench: for flushing device		•	•
	AZ0MT000E1001000	Setscrew: for flushing device		•	•

Installation template					
Image	Order-number	Article description	COMPACT RADIATOR	T6-CENTRALLY CONNECTED RADIATOR	T6-PLAN CENTRALLY CONNECTED RADIATOR
	AZ0FT000R0001000	Set of mounting rails , hot-dip galvanised for centre connection consisting of: Horizontal mounting rail, overall length 400 – 2000 mm Vertical mounting rail, overall height 300 – 600 mm Vertical mounting rail, overall height 900 mm for Monclac, Vonomat and drill consoles Individual components in mounting rail set for centre connection, hot-dip galvanised		•	•
	AZ0FT200R0H01000	Horizontal mounting rail, overall length 400 – 2000 mm		•	•
	AZ0FT060R0V01000 AZ0FT090R0V01000	Vertical mounting rail, overall height 300 – 600 mm Vertical mounting rail, overall height 900 mm		• •	• •
		Individual components in mounting rail set for centre connection, in conjunction with the special corner connecting plate AZ0BU00012002000			
	AZ0FT200R0H01000	Horizontal mounting rail, hot-dip galvanised overall length 400 – 2000 mm		•	•
	AZ0FT060R1V01000 AZ0FT090R1V01000	Vertical mounting rail, yellow zinc plated overall height 300 – 600 mm Vertical mounting rail, yellow zinc plated overall height 900 mm		• •	• •
	AZ0FT132R0H01000	Riser assembly template for VOGEL & NOOT T6 radiators overall length 400 – 1320 mm		•	•
	AZ0FT240R0H01000	Extension spacer overall length 1400 – 2400 mm for riser assembly template (Please note: packing unit 1 item)		•	•
	AZ0FT300R0H01000	Extension spacer overall length 1400 – 3000 mm for riser assembly template (Please note: packing unit 1 item)		•	•
	AZ0MT000M0001000	Riser fastening clamp (only in conjunction with our riser assembly template), necessary when more than 2 risers are required for each radiator (from overall length of 1800 mm) (Please note: packing unit 1 item)		•	•
















Wall fastening systems

Image	Order-number	Article description	COMPACT RADIATOR	T6-CENTRALLY CONNECTED RADIATOR	T6-PLAN CENTRALLY CONNECTED RADIATOR
	<p>AZ0BW030V0002000 AZ0BW040V0002000 AZ0BW050V0002000 AZ0BW060V0002000 AZ0BW090V0002000</p> <p>AZ0BW030V0003000 AZ0BW040V0003000 AZ0BW050V0003000 AZ0BW060V0003000 AZ0BW090V0003000</p>	<p>Wall console: consisting of 2 or 3* wall consoles (galvanised) with sound-absorbing filters and integrated connection and displacement locking device, 2 or 3* balancer holders, 2 or 3* serrated lock washers, screws and dowels, a shrink-wrapped assembly instruction.</p> <p>wall console set 300 (set of 2) wall console set 400 (set of 2) wall console set 500 (set of 2) wall console set 600 (set of 2)) wall console set 900 (set of 2) *set of 3: from OL 1800 mm onwards</p> <p>wall console set 300 (set of 3) wall console set 400 (set of 3) wall console set 500 (set of 3) wall console set 600 (set of 3) wall console set 900 (set of 3)</p>	<p>• • • • • •</p> <p>• • • • • •</p>	<p>• • • • • •</p> <p>• • • • • •</p>	<p>• • • • • •</p> <p>• • • • • •</p>
	<p>AZ0BU00012002000</p>	<p>Fastening set special angle-fishplate: applicable for type and 11 PM to achieve a consistent wall clearance of 66 mm, for surface mounting, consisting of 2 angle-fishplates with sound-absorbing filter, 2 spacers, 2 hexagon head wood screws, and 2 dowels.</p>	<p>•</p>	<p>•</p>	<p>•</p>
	<p>AZ0BU00010002000</p>	<p>Fastening set angle-fishplate: for surface mounting, consisting of 2 angle-fishplates with sound-absorbing filter, 2 spacers, 2 hexagon head wood screws, and 2 dowels.</p>	<p>•</p>	<p>•</p>	<p>•</p>
	<p>AZ0BU00040002000</p>	<p>Drill console set: length: 160 mm, consisting of 2 drill consoles and 2 spacers</p>	<p>•</p>	<p>•</p>	<p>•</p>
	<p>AZ0BU00030002000</p>	<p>Fastening set for all-purpose angle-fishplate: (finished as well as unfinished wall surfaces), consisting of 2 adjustable angle-fishplates with sound-absorbing filter, 2 hexagon head wood screws with dowels, and 2 spacers.</p>	<p>•</p>	<p>•</p>	<p>•</p>

Floor fastening systems					
Image	Order-number	Article description	COMPACT RADIATOR	T6-CENTRALLY CONNECTED RADIATOR	T6-PLAN CENTRALLY CONNECTED RADIATOR
	AZ0BS000F0001000 AZ0BS000R0001000	Stand console SK 20 (for finished floor): Stand console (for unfinished floor) stand console for all single-layered and multilayered heating surfaces, with convector plate, for all heights up to 900 mm, soundproof, with integrated connection locking device.	• •	• •	• •
	AZ0MS000A0001000	Extension adapter for SK20 unfinished floors for special floor constructions Effective extension: 104 mm	•	•	•
	AZ0MS000C0001000	Standpipe cladding: for standpipe (subsequent installation possible)	•	•	•
	AZ0MS000C2001000	covering surround ASK 11: made of plastics	•	•	•
	AZ0MS000C1001000	Covering surround made of plastic K14-2: to cover up standpipe "35x15 mm"	•	•	•
	AZ0MS000F0001000	Stand console SK 21: stand console for all single-layered flat radiators, from an overall height of 900 mm onwards, and as fastening of outlying installation of stand console (for Plan radiated heat-reflector). The fastening set consists of 1 base plate and 2 clamps.	•	•	•
	AZ0MS000C5001000	Cover for SK21 riser suitable for retrofitting	•	•	•
	AZ0MS030P0001000 AZ0MS050P0001000 AZ0MS060P0001000 AZ0MS090P0001000	Standpipe for installation in connection with stand console SK 21: Overall height 300 Overall height 400 or 500 Overall height 600 Overall height 900	•	•	•
	AZ0BS000F1002000 AZ0BS000R1002000 AZ0BS000F2002000 AZ0BS000R2002000	Riser set (finished floor) Riser set (unfinished floor) for model 20 radiators, facing inwards Riser set (finished floor) Riser set (unfinished floor) for model 30 radiators, facing inwards	• • • •	• • • •	• • • •










For installation					
Image	Order-number	Article description	COMPACT RADIATOR	T6-CENTRALLY CONNECTED RADIATOR	T6-PLAN CENTRALLY CONNECTED RADIATOR
	AZ0PL000C0002000	Screw cap G 3/4 with O-ring seal, nickel plated brass		•	•
	AZ0PL000B0001000	Dummy plug G 1/2 with O-ring, nickel plated brass	•	•	•
	AZ0PL000V1001000	Special vent plug G 1/2 pivotable, with O-ring, nickel plated brass		•	•
	AZ0PL000V0001000	Vent plug G 1/2 pivotable, with O-ring, nickel plated brass	•		
	AZ0PL000R0001000	Reducer G1/2 - G3/8 with O-ring, nickel plated brass	•	•	•
	AZ0PL000D0001000	Drain plug G 1/2 (pressure tight), nickel plated brass with a cap made of plastic	•	•	•
	AZ0PL000D1001000	Drain tube suitable for drain plug Nr. FSW2020ZF	•	•	•
	AZ0MM000K0001000	Drain device made of plastic	•	•	•
	AZ0SC010C0002000 AZ0SC012C0002000 AZ0SC014C0002000 AZ0SC015C0002000 AZ0SC016C0002000 AZ0SC018C0002000	Clamping screw for Cu steel pipe - 10 mm for Cu steel pipe - 12 mm for Cu steel pipe - 14 mm for Cu steel pipe - 15 mm for Cu steel pipe - 16 mm for Cu steel pipe - 18 mm		• • • • • •	• • • • • •
	AZ0CB010C0002000 AZ0CB012C0002000 AZ0CB014C0002000 AZ0CB015C0002000 AZ0CB016C0002000 AZ0CB018C0002000	Supporting collar for Cu steel pipe - 10 mm for Cu steel pipe - 12 mm for Cu steel pipe - 14 mm for Cu steel pipe - 15 mm for Cu steel pipe - 16 mm for Cu steel pipe - 18 mm		• • • • • •	• • • • • •
	AZ0SC012P0002000 AZ0SC013P0002000 AZ0SC014P0002000 AZ0SC016P0002000 AZ0SC016P1002000 AZ0SC017P0002000 AZ0SC018P0002000 AZ0SC018P1002000 AZ0SC020P0002000 AZ0SC021P0002000 AZ0SC021P1002000	Clamping screw for plastic pipe 12x2 mm for plastic pipe 13x2,5 mm for plastic pipe 14x2 mm for plastic pipe 16x2 mm for plastic pipe 16x3 mm for plastic pipe 17x2 mm for plastic pipe 18x2 mm for plastic pipe 18x2,5 mm for plastic pipe 20x2 mm for plastic pipe 21x2 mm for plastic pipe 21x2,5 mm		• • • • • • • • • • • •	• • • • • • • • • • • •




Note: In double-pipe operation, valve radiators can also be connected by means of through shaped or angular shaped standard radiator bolting.


For installation					
Image	Order-number	Article description	COMPACT RADIATOR	T6-CENTRALLY CONNECTED RADIATOR	T6-PLAN CENTRALLY CONNECTED RADIATOR
	AZ0FW00GG10010T0	Four-way manifold , with spacing 40-50-40 mm, nickel plated, (F...flow, R...return).		•	•
	AZ0MV000C0001000	Ball valve cover for 4-way connection		•	•
	FBROTHETWITECGAR9016 FBROTHETWITECGASCHRO	TWINTEC control fittings – the intelligent connecting element between radiators and underfloor heating with cover in RAL 9016 traffic white with chrome cover		•	•
	FBROTHETWITECAA0	2 adapter nipples including 2 flat gaskets (in combination with TWINTEC control fittings)		•	•
	AZ0SB00GG00020T0	Single ball valve , internal thread G 3/4 . - external thread G 3/4 (pressure tight), through-shaped, suitable for clip bolting.		•	•
	AZ0SB00GG00020A0	Single ball valve , internal thread G 3/4 . - external thread G 3/4 (pressure tight), angular-shaped, suitable for clip bolting.		•	•
	AZ0SB00VG00020T0	Single ball valve , internal thread G 3/4 - G 1/2 (pressure tight), through-shaped, suitable for 1/2" steel pipes.		•	•
	AZ0SB00VG00020A0	Single ball valve , internal thread G 3/4 - G 1/2 (pressure tight), angular shaped, suitable for 1/2" steel pipes.		•	•
	AZ0TP00GG00010T0	Two-pipe cock piece , internal thread G 3/4 - external thread G 3/4 (pressure tight), through-shaped, suitable for clip bolting.		•	•
	AZ0TP00GG00010A0	Two-pipe cock piece , internal thread G 3/4 - external thread G 3/4 (pressure tight), angular shaped, suitable for clip bolting.		•	•
	AZ0SP00GG00010T0	Single-pipe manifold , internal thread G 3/4 - external thread G 3/4 (pressure tight), through-shaped, suitable for clip bolting.		•	•
	AZ0SP00GG00010A0	Single-pipe manifold , internal thread G 3/4 - external thread G 3/4 (pressure tight), angular shaped, suitable for clip bolting.		•	•
	AZ0MV000C2001000 AZ0MV000C200100SCHRO	Designer cover rosette for twin-pipe valve block Shaped to fit corner, 50 mm centre distance white chrome		•	•
	AZ0MV000C2101000 AZ0MV000C210100SCHRO	Designer cover rosette for twin-pipe valve block Shaped to fit duct, 50 mm centre distance white chrome		•	•



Note: In double-pipe operation, valve radiators can also be connected by means of through-shaped or angular shaped standard radiator bolting.

Installation

Abbildung	Artikel-Nr.	Artikelbezeichnung	COMPACT RADIATOR	T6-CENTRALLY CONNECTED RADIATOR	T6-PLAN CENTRALLY CONNECTED RADIATOR
	AZ0CP00GG00010T0	Cross piece, internal thread G 3/4 - external thread G 3/4 possible to be closed, pipe distance 50 mm, suitable for inter- changed supply and return port.		•	•
	AZ1-D9VN-KRST001	Cross piece, internal thread G 3/4 - external thread G 3/4 angular shaped, possible to be closed, pipe distance 50 mm, suitable for inter- changed supply and return port.		•	•
	AZ0MV000E0001000	Replacement adaptor 1/2" I.G. + A.G. to balance out different radiator separation distances, extendable, average separation distance 35 - 70 mm		•	•
	AZ0MM100A0001000	Upgrade adapter, as replacement for radiators with a hub distance of 1000 mm; for range of adjustment, see page 37.	•	•	•
	AZ0MM090A0001000	Upgrade adapter, as replacement for radiators with a hub distance of 200, 300, 500 or 900 mm; for range of adjustment, see page 37.	•	•	•
	AZ0MV000A1002000	Adapter piece G 1/2 A.G. – G 3/4 A.G. (self-sealing) for direct connection of copper pipes, precision steel pipes and plastic pipes			
	AZ0MV000A0002000	Adapter piece G 1/2 A.G. – G 1/2 I.G. (self-sealing) for direct connection of 1/2" steel pipes			
	AZ0MV000C1001000	Cover rosette Two-part wall rosette for pipes with diameter from 10 – 22 mm white - pipe separation distance 50 mm		•	•
	AZ0MV000C1101000	Flat cover rosette Two-part wall rosette for pipes with diameter from 10 – 22 mm white - pipe separation distance 50 mm		•	•

For installation					
Image	Order-number	Article description	COMPACT RADIATOR	T6-CENTRALLY CONNECTED RADIATOR	T6-PLAN CENTRALLY CONNECTED RADIATOR
	AZ0HE000H1001000	Manual control port, with default setting		•	•
	AZ1HE000T0001000	Danfoss RAS-D thermostat head RAL 9016 traffic white		•	•
	AZ1HE000T000100SCHRO	Danfoss RAS-D thermostat head Chrome		•	•
	AZ0MV000K0001000	Plastic conical component for flat-sealing shut-off screw joints in conjunction with Eurokonus G 3/4 A.G.		•	•

For valve radiators with k_v element					
Image	Order-number	Article description	COMPACT RADIATOR	T6-CENTRALLY CONNECTED RADIATOR	T6-PLAN CENTRALLY CONNECTED RADIATOR
	AZ0VE00AD0001000 AZ0VE00AD1001000	Valve elements - series 3 (fixing thread G 1/2) Danfoss / type 013G0360 for standard volume flow Danfoss / type 013G0361 for small volume flow, (district heating - with a big difference between water supply and return temperature).		• •	• •

Plan radiated heat-reflectors					
Image	Order-number	Article description	COMPACT RADIATOR	T6-CENTRALLY CONNECTED RADIATOR	T6-PLAN CENTRALLY CONNECTED RADIATOR
	AZ0MS000S0002000	Installation accessories for Plan radiated heat-reflectors with outlying stand console The parts for fixation are: 2 pieces of U-shaped stirrups and 2 pieces of right-angle brackets. Fixing accessory: U-shaped stirrup with mounting bolt Fixing accessory: right-angle bracket	•	•	•
	AZ0MS000S3004000	Installation accessories for Plan radiated heat-reflector with inlying stand console The parts for fixation are: 4 pieces of connections and 4 pieces of Z-brackets; only suitable for type 11, compact design.	•	•	•