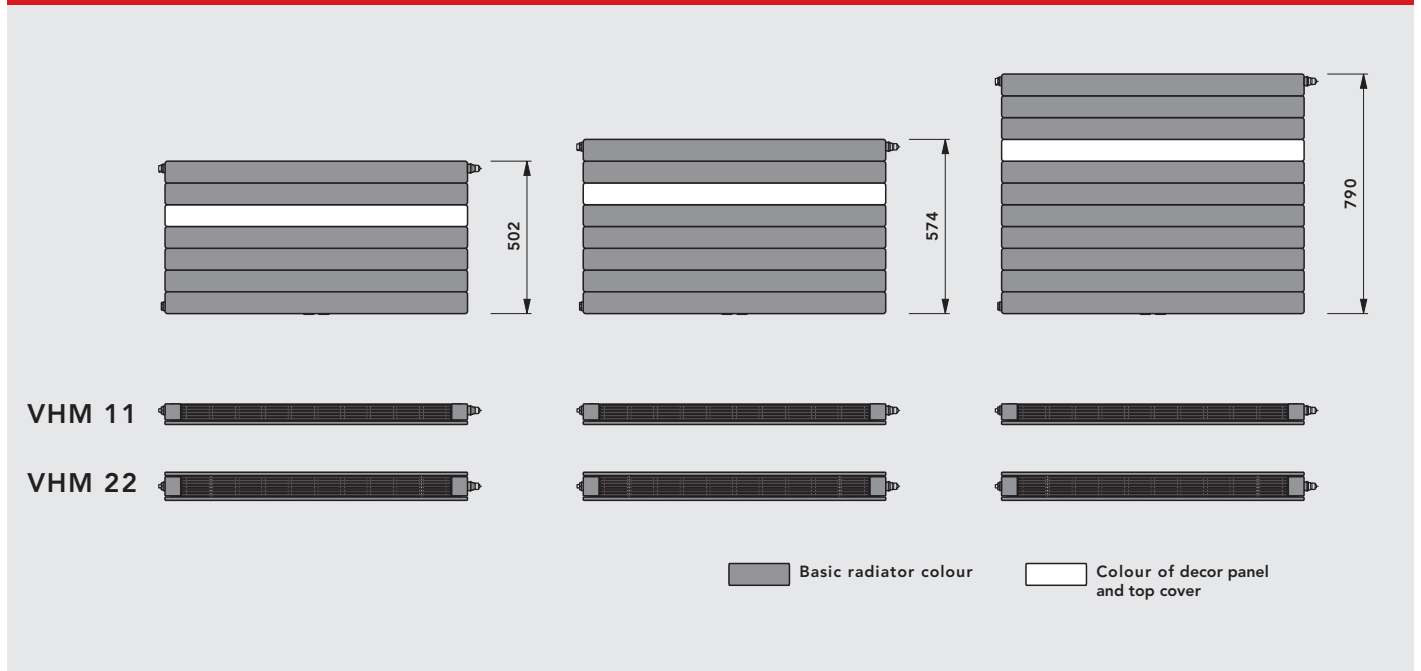


Technical data, product family

Overall height [mm]	Diagram scale M 1:50					Overall length [mm]	Heat output ⁽¹⁾ in Watts 75/65/20 °C	
	800	1000	1200	1400	1600		VHM 11	VHM 22
502						800	643	1124
						1000	804	1405
						1200	965	1686
						1400	1126	1967
						1600	1286	2248
574						800	709	1227
						1000	886	1534
						1200	1063	1841
						1400	1240	2148
						1600	1418	2454
790						800	884	1509
						1000	1105	1886
						1200	1326	2263
						1400	1547	2640
						1600	1768	3018

⁽¹⁾ Tested in accordance with ÖNORM EN 442

Vertical dimensions [mm]



Connections
2 x external thread G 3/4 (bottom centre)
Connection modes
see diagram



Maximum positive operating pressure
Standard design:
5 bar

Basic standard accessories (included):

- a drain plug, G 1/2, and
- a pivotable vent plug, G 1/2, nickel-plated brass, self-sealing, factory-sealed
- instruction sheet



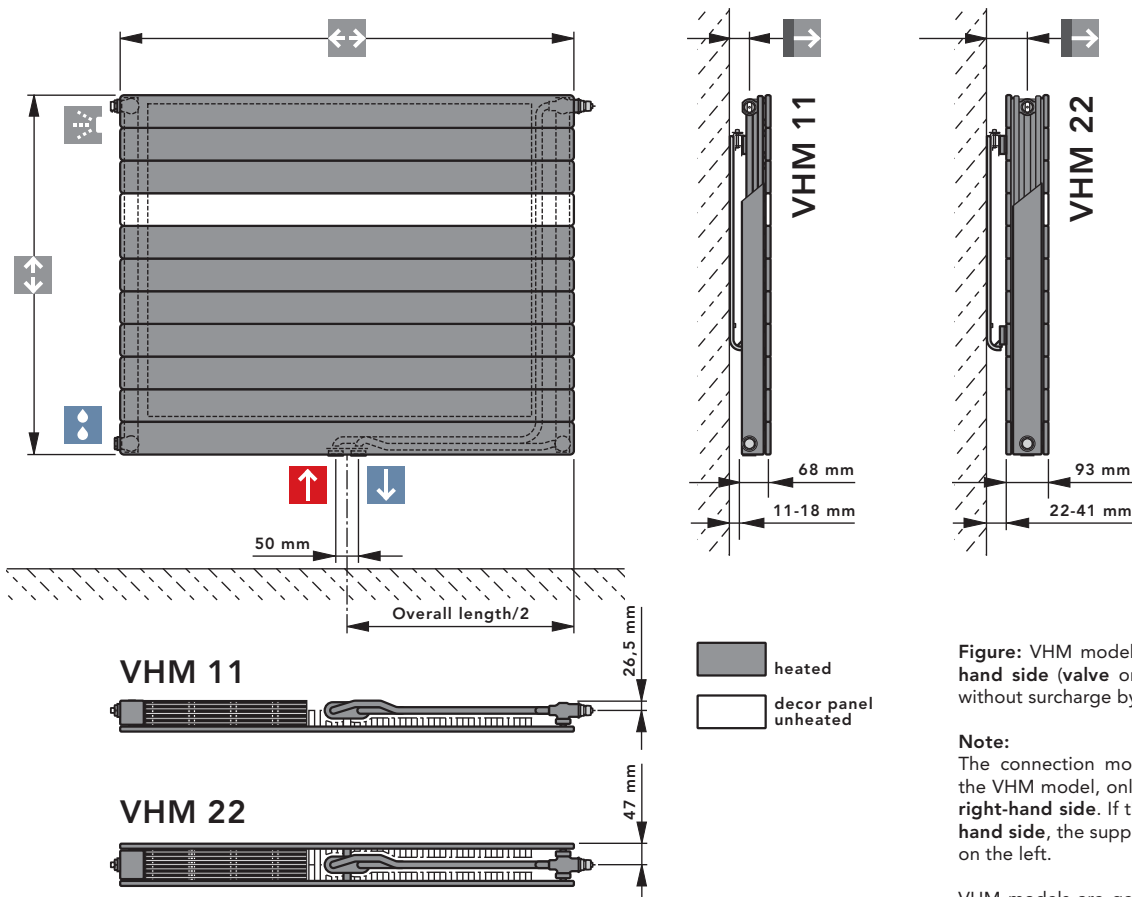
Maximum operating temperature
110 °C



Maximum positive operating pressure
High-pressure design:
(supplement of 10%): 8 bar

Radiator exponent n		RAL 9016 Traffic White ⁽²⁾	RAL 9007 Grey Aluminium ⁽²⁾	RAL 9016 Traffic White ⁽²⁾	RAL 9007 Grey Aluminium ⁽²⁾
		VHM 11	VHM 11	VHM 22	VHM 22
VHM 11	VHM 22	Item no.	Item no.	Item no.	Item no.
1,294	1,342	D11MB5008E	D11MF5008E	D22MB5008E	D22MF5008E
1,294	1,342	D11MB5010E	D11MF5010E	D22MB5010E	D22MF5010E
1,294	1,342	D11MB5012E	D11MF5012E	D22MB5012E	D22MF5012E
1,294	1,342	D11MB5014E	D11MF5014E	D22MB5014E	D22MF5014E
1,294	1,342	D11MB5016E	D11MF5016E	D22MB5016E	D22MF5016E
1,301	1,352	D11MB5708E	D11MF5708E	D22MB5708E	D22MF5708E
1,301	1,352	D11MB5710E	D11MF5710E	D22MB5710E	D22MF5710E
1,301	1,352	D11MB5712E	D11MF5712E	D22MB5712E	D22MF5712E
1,301	1,352	D11MB5714E	D11MF5714E	D22MB5714E	D22MF5714E
1,301	1,352	D11MB5716E	D11MF5716E	D22MB5716E	D22MF5716E
1,339	1,408	D11MB7908E	D11MF7908E	D22MB7908E	D22MF7908E
1,339	1,408	D11MB7910E	D11MF7910E	D22MB7910E	D22MF7910E
1,339	1,408	D11MB7912E	D11MF7912E	D22MB7912E	D22MF7912E
1,339	1,408	D11MB7914E	D11MF7914E	D22MB7914E	D22MF7914E
1,339	1,408	D11MB7916E	D11MF7916E	D22MB7916E	D22MF7916E

⁽²⁾ Colour of decor panel and top cover see colour chart





Connection-wall clearance
 VHM 11 43 mm*
 VHM 22 87 mm*
 *Applies only for the Vonomat wall console!

Figure: VHM model with the valve on the right-hand side (valve on the left-hand side available without surcharge by special order).

Note:
The connection mode indicated here applies for the VHM model, only if the valve is located on the right-hand side. If the valve is located on the left-hand side, the supply is on the right and the return on the left.

VHM models are generally delivered with welded-on brackets.