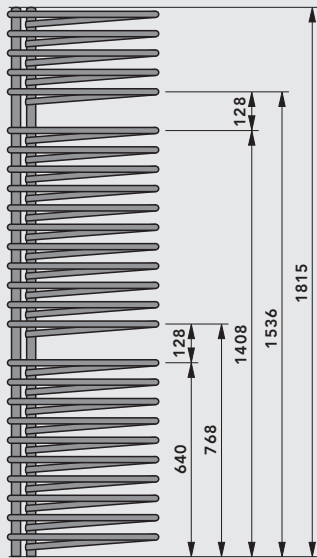
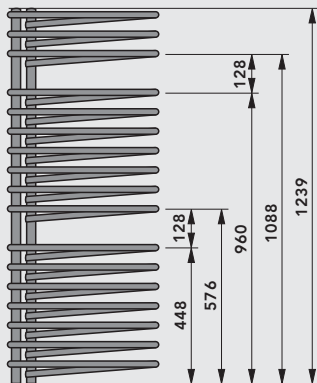


Vertical dimensions [mm]

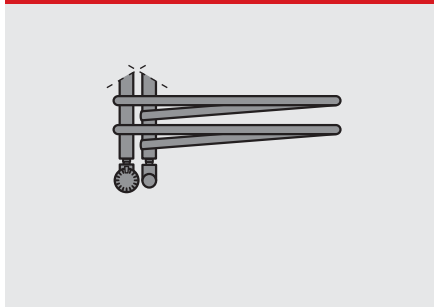


Technical data, product family

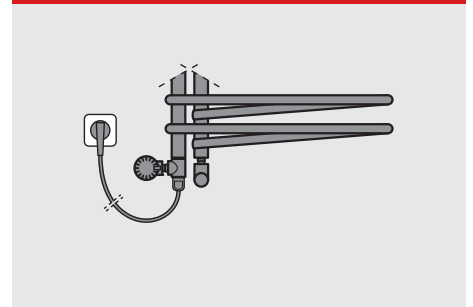
Nominal height (overall height)	Diagram scale M 1:50		Overall length [mm]	Heat output ⁽¹⁾ in Watts 75/65/20 °C	Radiator exponent n	E-heating element power ⁽²⁾ [Watts]
	500	605				
1200 (1239)			500	744	1,207	300
			605	909	1,207	600
1800 (1815)			500	1103	1,214	600
			605	1348	1,214	600

⁽¹⁾ Tested in accordance with ÖNORM EN 442

Connection example without electric heating element



Connection example with electric heating element



Connections
2 x internal thread G 1/2, and
1 x internal thread G 1/4, (for vent plug)
Connection modes
see diagram



Test overpressure
13 bar



Maximum positive operating pressure
10 bar



Maximum operating temperature
110 °C

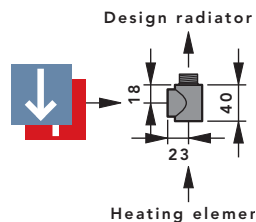
Accessory: PTC electric heating element

LOKOLO radiators fitted with an electric heating element can also be used at times when the regular heating system is switched off. It is **absolutely necessary** to take account of the power-ratings assigned to the electric heating elements.

A **special adapter** (chrome-plated) should be used for the electric heating insert with the LOKOLO Design radiator!

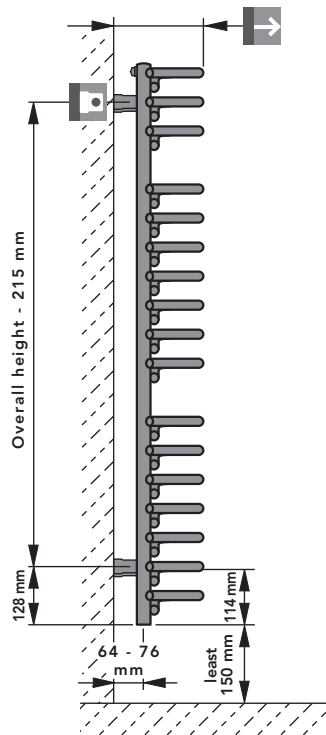
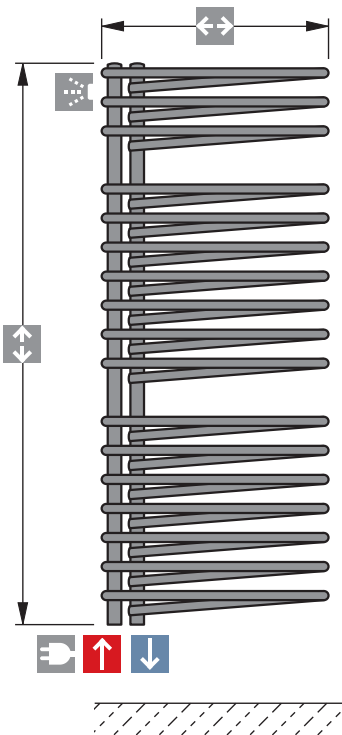
Basic standard accessories (included):

- a pivotable vent plug, G 1/4, nickel-plated brass, self-sealing
- a wall mounting set matching the radiator colour
- fitting aid
- instruction sheet



RAL 9016 Traffic White	Various RAL and metallic colours	Sanitary ware colours
Item no.	Item no.	Item no.
DMANB1205A DMANB1206A	DMANF1205A DMANF1206A	DMANS1205A DMANS1206A
DMANB1805A DMANB1806A	DMANF1805A DMANF1806A	DMANS1805A DMANS1806A

⁽²⁾ At 60 °C



➔ Overall depth (incl. wall clearance)
for an overall length of 500195–207 mm
for an overall length of 605210–222 mm

↔ for an overall length of 500 337 mm
for an overall length of 605 443 mm

