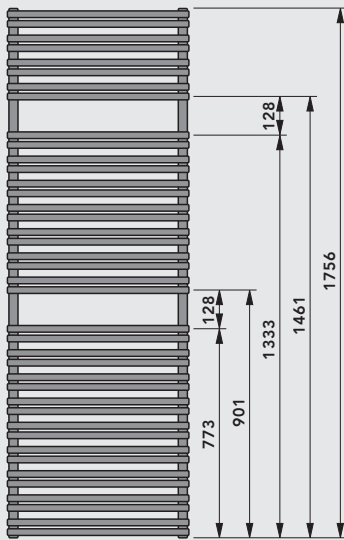
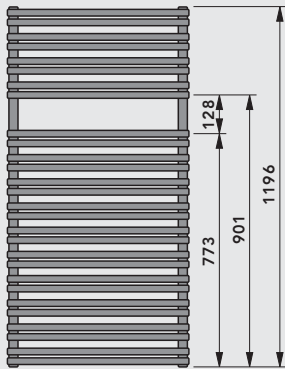
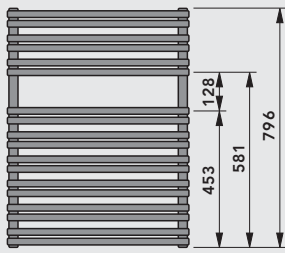


Vertical dimensions [mm]

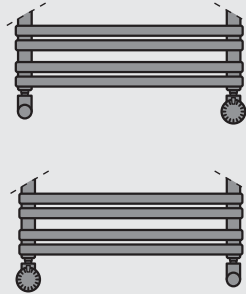


Technical data, product family

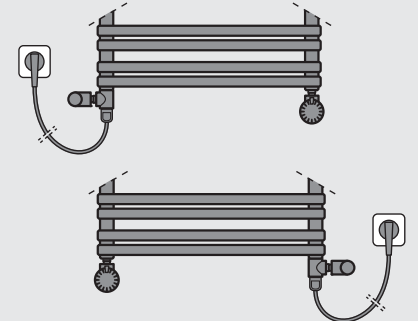
Nominal height (overall height)	Diagram scale M 1:50				Overall length [mm]	Heat output <sup>(1)</sup> in Watts 75/65/20 °C	Radiator exponent n	E-heating element power <sup>(2)</sup> [Watts]
	500	600	750	900				
800 (796)					500	413	1,191	300
					600	487	1,191	300
					750	596	1,191	300
					900	704	1,191	300
1200 (1196)					500	647	1,213	300
					600	751	1,213	600
					750	901	1,213	600
					900	1046	1,213	600
1800 (1756)					500	878	1,248	600
					600	1036	1,248	600
					750	1269	1,248	900
					900	1497	1,248	900

<sup>(1)</sup> Tested in accordance with ÖNORM EN 442

Connection example without electric heating element



Connection example with electric heating element



Connections

2 x internal thread G 1/2, and  
1 x internal thread G 1/4 (for vent plug)

Connection modes  
see diagram



Test overpressure  
13 bar

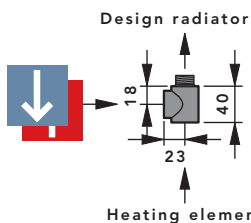


Maximum positive operating pressure  
10 bar



Maximum operating temperature  
110 °C

A special adapter (chrome-plated) should be used for the electric heating insert with the BAWA Design radiator!



Accessory: PTC electric heating element

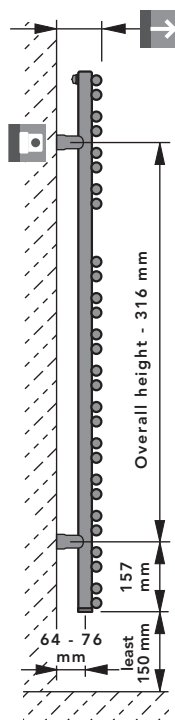
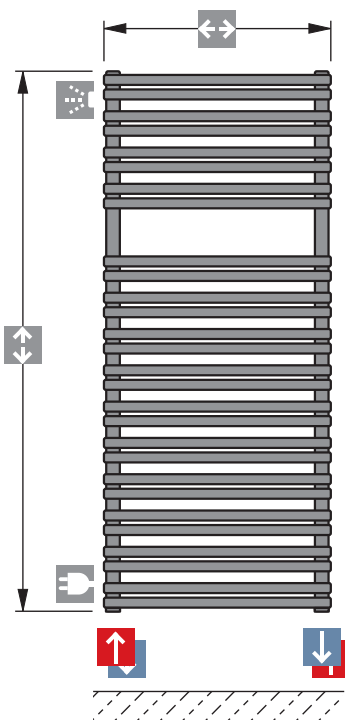
BAWA Design radiators fitted with an electric heating element can also be used at times when the regular heating system is switched off. It is **absolutely necessary** to take account of the power-ratings assigned to the electric heating elements.

Basic standard accessories (included):

- a pivotable vent plug, G 1/4, nickel-plated brass, self-sealing
- a wall mounting set matching the radiator colour
- fitting aid
- instruction sheet

RAL 9016 Traffic White	Various RAL and metallic colours	Sanitary ware colours
Item no.	Item no.	Item no.
DBENB0805A	DBENF0805A	DBENS0805A
DBENB0806A	DBENF0806A	DBENS0806A
DBENB0807A	DBENF0807A	DBENS0807A
DBENB0809A	DBENF0809A	DBENS0809A
DBENB1205A	DBENF1205A	DBENS1205A
DBENB1206A	DBENF1206A	DBENS1206A
DBENB1207A	DBENF1207A	DBENS1207A
DBENB1209A	DBENF1209A	DBENS1209A
DBENB1805A	DBENF1805A	DBENS1805A
DBENB1806A	DBENF1806A	DBENS1806A
DBENB1807A	DBENF1807A	DBENS1807A
DBENB1809A	DBENF1809A	DBENS1809A

<sup>(2)</sup> At 60 °C



➔ **Overall depth (incl. wall clearance)**  
 for an overall length of 500 .... 97-109 mm  
 for an overall length of 600 .... 97-109 mm  
 for an overall length of 750 .... 97-109 mm  
 for an overall length of 900 .... 97-109 mm

↔ **Boss spacing**  
 Overall length - 40 mm

